


WS18224

Specification Sheet

Wall Sconce



BK - Black



BN - Brushed Nickel

CH - Chrome

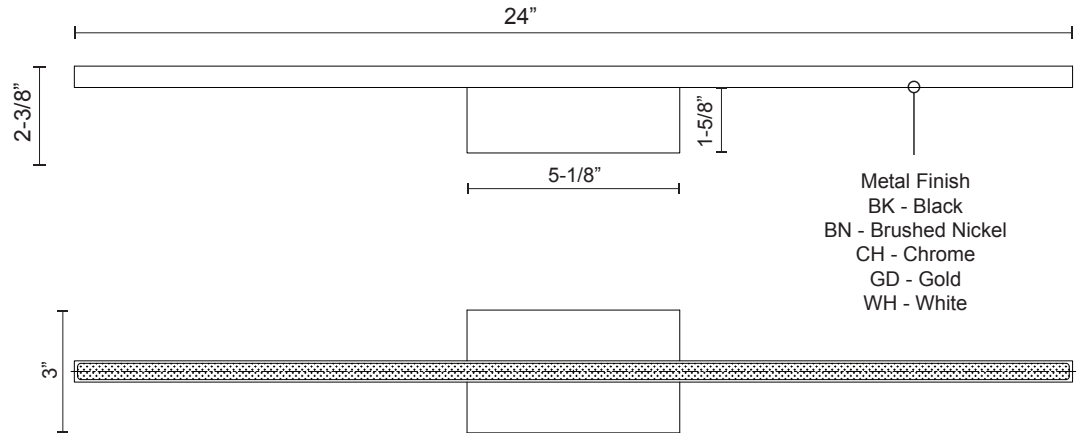


GD - Gold

WH - White

PROJECT					
DATE				TYPE	
Voltage	Watt	LED Lumens	Delivered Lumens	Finish(es)	
120V	19W*	1575lm*	280lm*	BK - Black	Color Temp 3000K
120V	19W*	1575lm*	600lm*	BN - Brushed Nickel	CRI(Ra) >90
120V	19W*	1575lm*	TBD	CH - Chrome	Dimming 100%-10%
120V	19W*	1575lm*	310lm*	GD - Gold	Rated Life 50,000 hours
120V	19W*	1575lm*	600lm*	WH - White	

*Preliminary figures



Metal Finish
 BK - Black
 BN - Brushed Nickel
 CH - Chrome
 GD - Gold
 WH - White

Product Descriptions

Square profile linear aluminum with rectangular wall mount. Optional adapter plate for larger junction box. Inset opal polymeric diffuser. Finely textured plate or powder-coat finish.

Product Details

High system efficacy. Low total life cycle cost. ETL Listed.

5-years warranty.

Complete warranty terms located at:

www.kuzcolighting.com/warranty

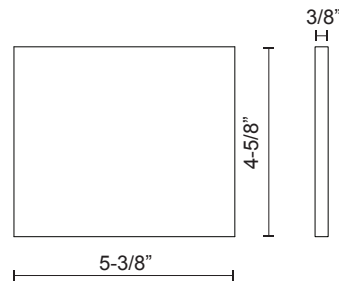
Utilizes our LED Driver Light Engine.

LED Driver within canopy.

Outward-emitting light.

Dimmable with ELV or TRIAC dimmer (not included)

Custom options available.



Additional backplate for octagon junction box

Comments:

Canopy dimensions:
 W5-1/8"x H3"x E1-5/8"