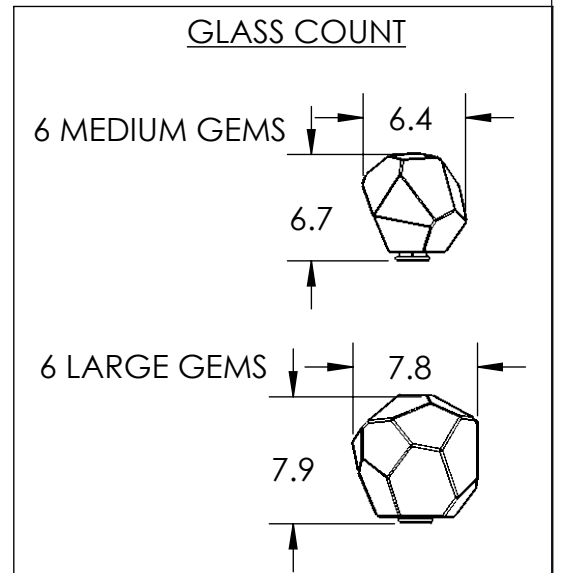
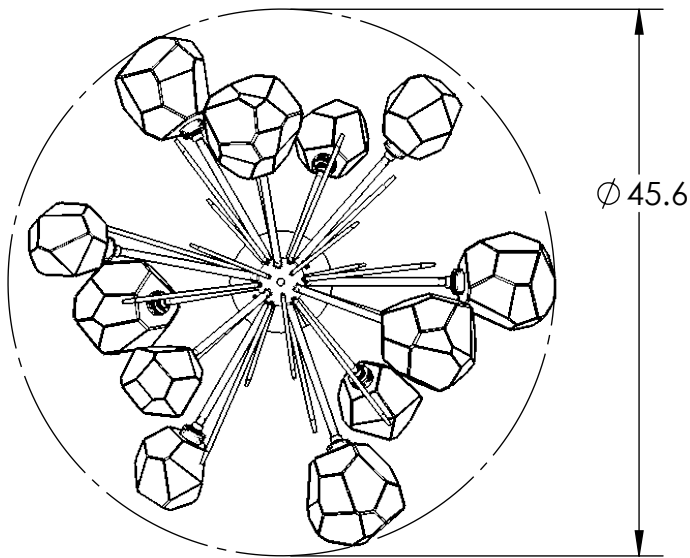
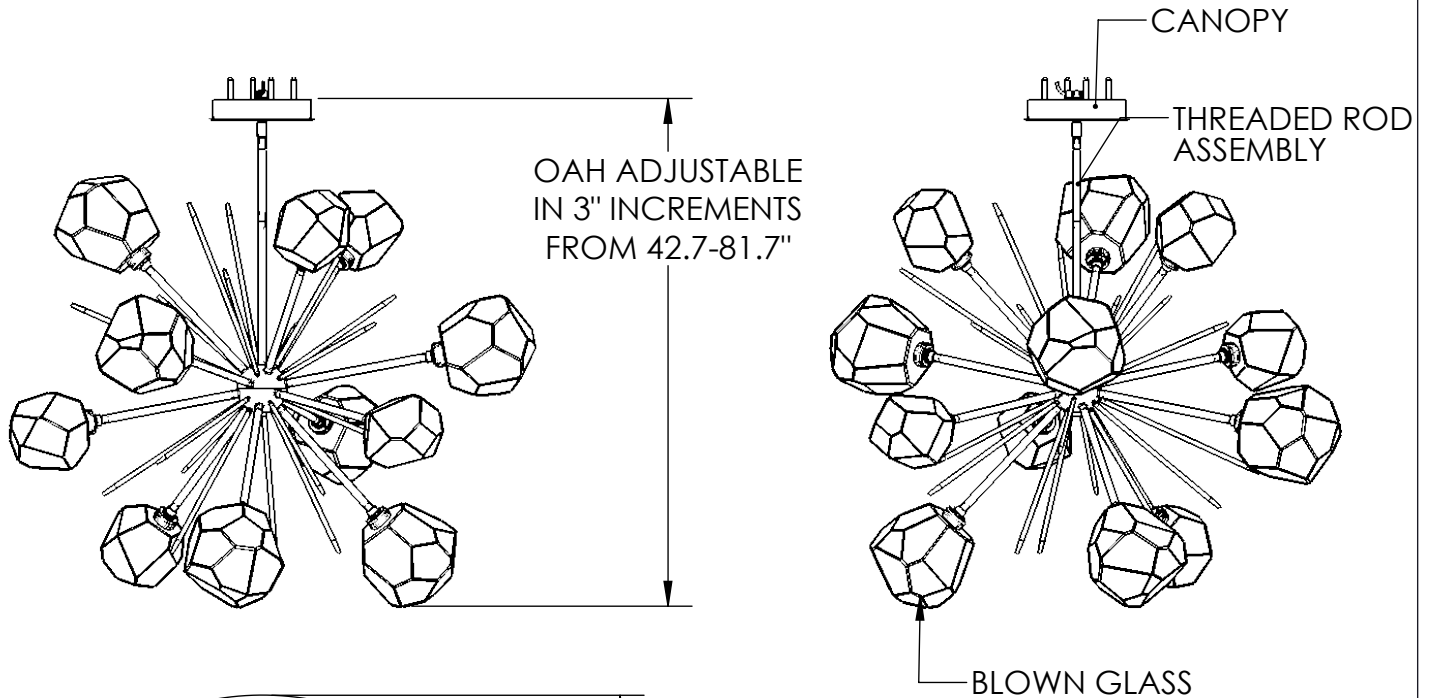


Collection: GEM

Product #: CHB0039-0H



All dimensions are shown in inches unless otherwise stated.  
 Visit [hammertonstudio.com](http://hammertonstudio.com) for product options.

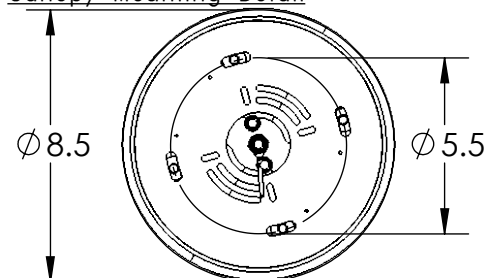
10/24/2022 (B)

Mounting Packet: Z	Weight(lbs.):55	Electrical Type: LED	CCT:2700/3000 K
UL Location: DRY		Elec. Qty: 12	Wattage: 21 Voltage: 120
Finish: SEE WEBSITE FOR OPTIONS		Source Lumens: Ambient:1565	Down:N/A
Top Diffuser: CLOSED GLASS		Dimmable: Forward/Reverse Phase To 1%	
Bottom Diffuser: CLOSED GLASS		CRI: 93+	Power Factor: >0.9

All fixtures created by Hammerton are handcrafted by artisans. Dimensions may vary up to 7/8".

© Copyright 2021. All rights in design, detail or invention of this drawing are reserved as the property of Hammerton. Any imitation or adaptation without written consent is strictly prohibited.

**Canopy Mounting Detail**



MOUNTS TO BUILDING STRUCTURE