


CRYSTORAMA

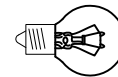


LIGHTING THE WAY FOR SIXTY YEARS

ASSEMBLY INSTRUCTION MODEL #ROS-A1003-CH-CL-MWP



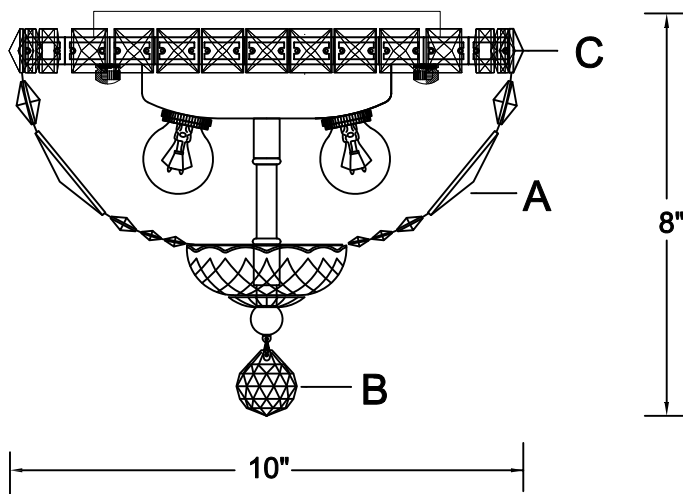
All electrical components must be installed by a licensed electrician in accordance with the National Electric Code and the appropriate local electrical codes.



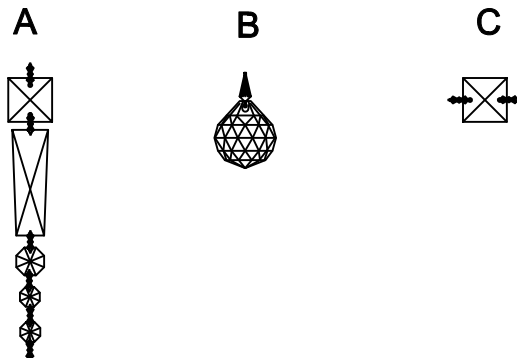
You will need 3-Candelabra Base Bulb
40 Watts Recommended 60 Watts Max
G16.5 bulb is recommended.

USE LED BULBS FOR EXTENDED USE

The fixture is dry rated



DETAILED ILLUSTRATION



How to Install

1. Do a complete inventory of all parts and components before you start installing.
2. Attach the threaded pipe onto the coupler of the frame.
Note: Do not install the glass dish until the crystal strands have been dressed.
3. Attach the mounting plate onto the outlet box using two outlet screws.
4. Install the fixture onto the mounting plate using the two ball nuts.
5. Install bulbs (not included) and proceed to connecting the power.
6. Hang one end of the crystal strand onto the band ring, the second end of it onto the metal plate.
7. Place the glass dish and small metal dish over the threaded pipe, secure it with ball finial.
8. IMPORTANT: Apply crystal sets in alphabetical order.

Crystal Sets

- A. 30Sets. (1)22mm Square + (1)50mm Baguette + (1)14mm + (2)10mm
- B. 1Piece. AS8-30mm Ball
- C. 30Sets. (1)22mm Square

WARNING: This product can expose you to Lead, which is known to the State of California to cause cancer and/or birth defects or reproductive harm. For more information go to www.P65Warnings.ca.gov

CRYSTORAMA



Crystorama.com

LIGHTING THE WAY FOR SIXTY YEARS

PART NUMBER MODEL #ROS-A1003-CH-CL-MWP

Part Number

Part Numbers

- A. (2)-Wire Connector
- B. (1)-Mounting Plate
- C. (2)-Outlet Box Screws
- D. (1)-Ground Wire
- E. (1)-Frame
- F. (2)-Ball Nuts (XFB1003CHBANUT)
- G. (1)-Long Threaded Pipe; 3", 10mm thickness
- H. (1)-Metal Plate
- I. (1)-Coupling
- J. (1)-Glass Dish; Ø3", 11mm hole (XFB1003CHDIBOB3IN)
- K. (1)-Small Metal Dish
- L. (1)-Threaded Nipple
- M. (1)-Ball Finial (XFB1003CHFIN)
- N. (1)-Band Ring

PART BAG I : Includes Parts A,C

