



ACCURATE
LOCK & HARDWARE
AMERICAN CRAFTED SINCE 1972

G87, G087 + GS87 Series Glass Patch Hardware

FOR SWINGING AND SLIDING DOORS

2

GS87 GLASS PATCH WITH 19L LEVERS WITH A FRAMELESS GLASS WALL PARTITION.

GLASS PATCH HARDWARE

COMMERCIAL QUALITY MEETS SLEEK DESIGN

Glass doors allow for modern open-space design in office buildings, retail stores and other commercial buildings. Glass Patch Hardware options are offered as a complete package including lock body, thumb turn, patch assembly and levers. Available in a range of finishes and functions.

PRODUCT BENEFITS

FLEXIBLE

Compatible with various door designs and configurations

SIMPLE

Quick installation

SIZE OPTIONS

Now for swinging, sliding and offset glass doors

11

10

9

7

6

5

4

3

2

1

Glass Patch Hardware



G87 SWINGING DOORS

G87 is offered as a complete package including lock body, thumbturn (emergency release where applicable), patch assembly and levers.



GO87 OFFSET SWINGING DOORS

GO87 is the offset solution designed for swinging doors (the patch does not sit centered on glass).

Offered as a complete package including lock body, thumbturn (emergency release where applicable), patch assembly and levers.



GS87 SLIDING DOORS

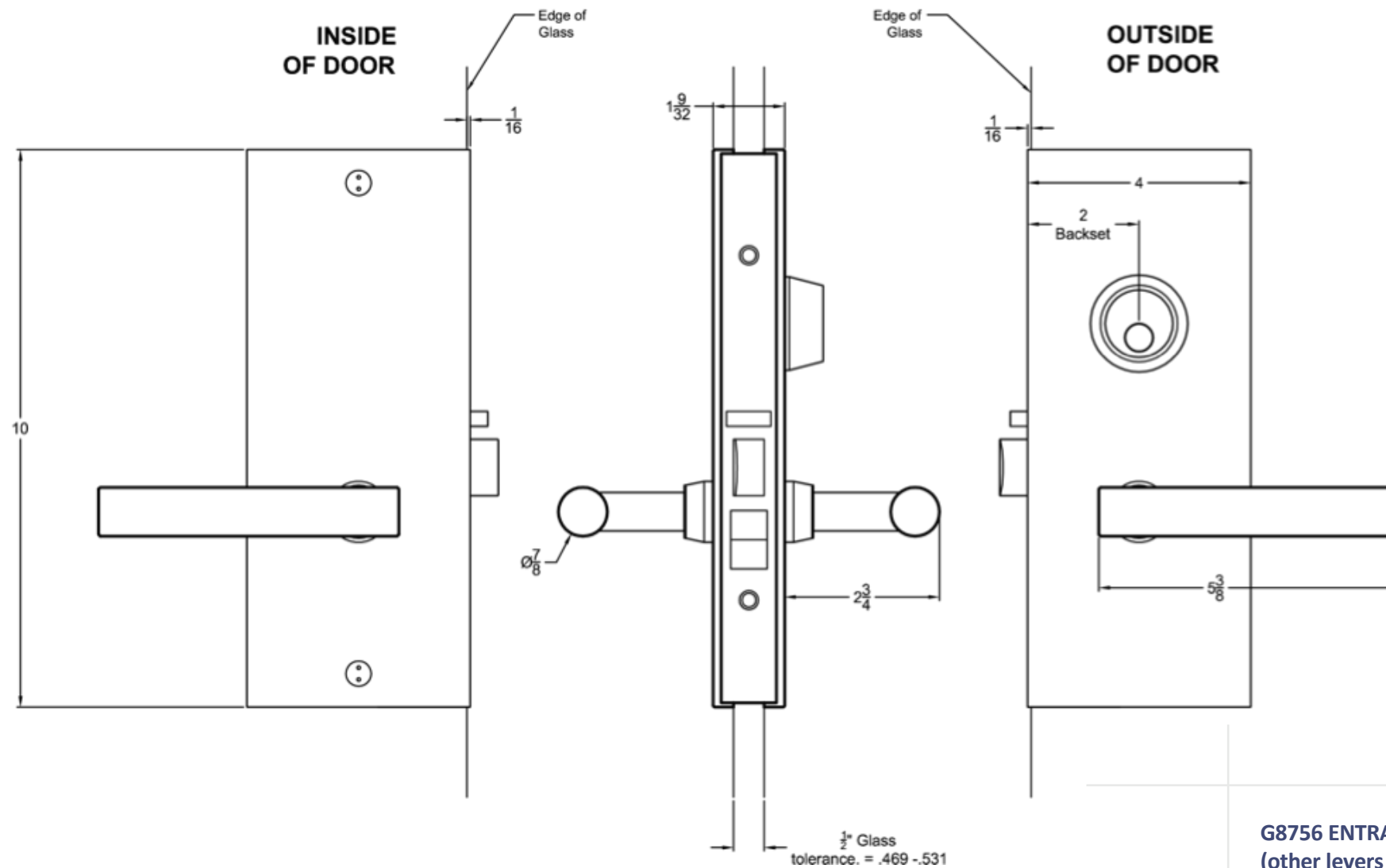
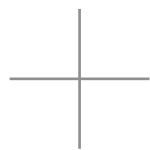
GS87 is offered as a complete package including lock body, patch assembly, and levers. Features emergency egress: operating the inside handle will retract deadbolt while pulling the door open in one continuous operation.



GPS/GSPS GLASS PATCH STRIKE

Glass Patch Strike must be specified for glass walls (frameless applications). Specify GPS for swinging doors and GSPS for sliding doors. The GPS and GSPS are furnished less levers (standard). If levers are required (e.g. double door applications), please specify: GPS-XXL or GSPS-XXL where XX is the Accurate Lever # (see pg. 16).

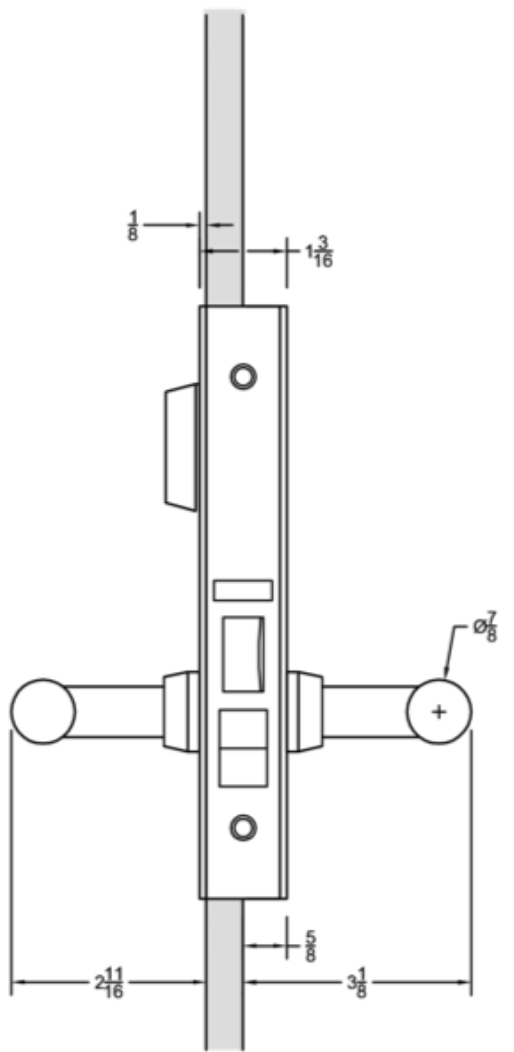
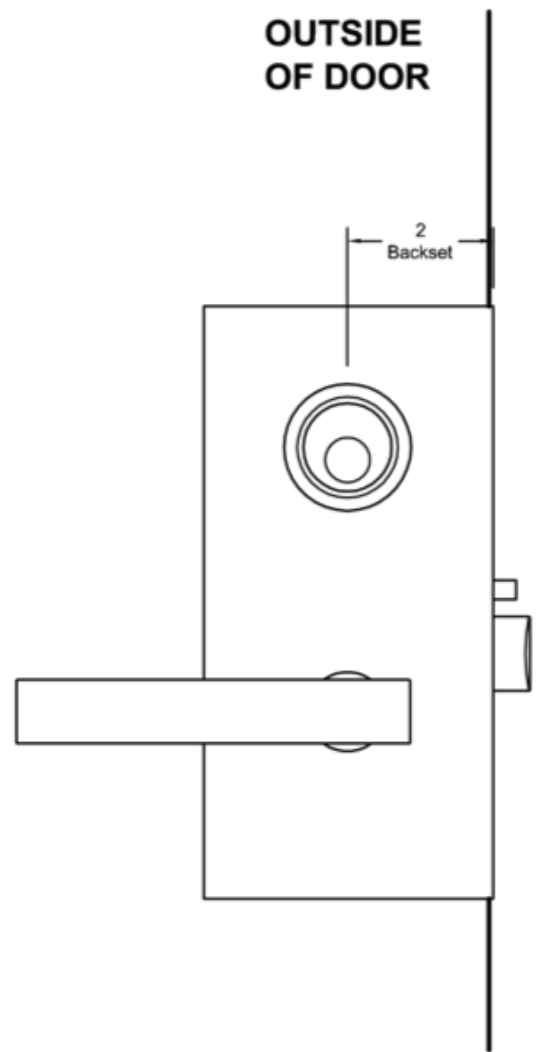
G87 Glass Patch for Swinging Doors



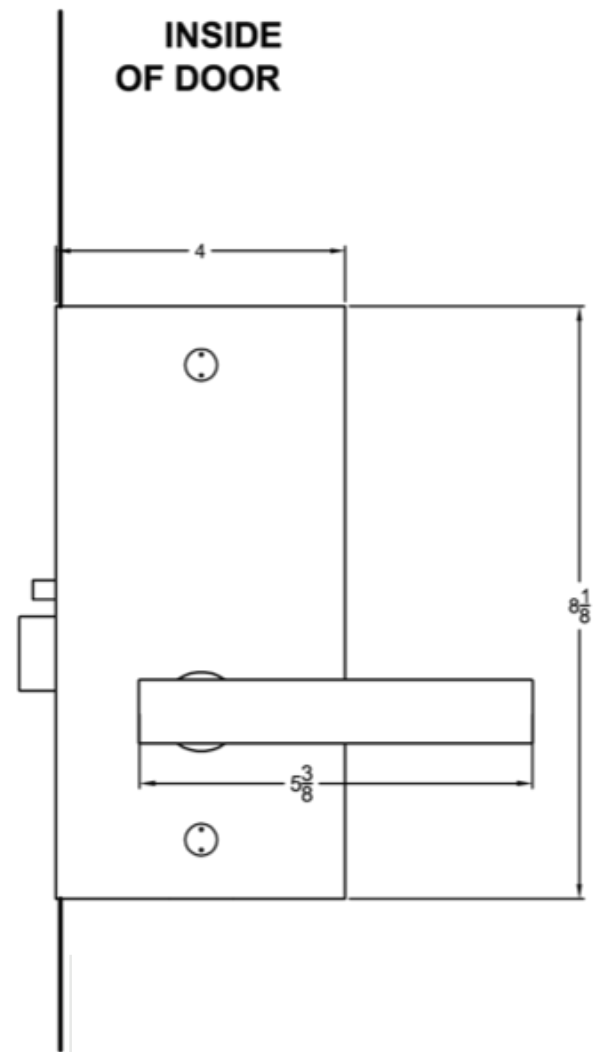
G8756 ENTRANCE FUNCTION WITH 72L LEVERS
(other levers available)



GO87 Glass Patch for Offset Swinging Doors

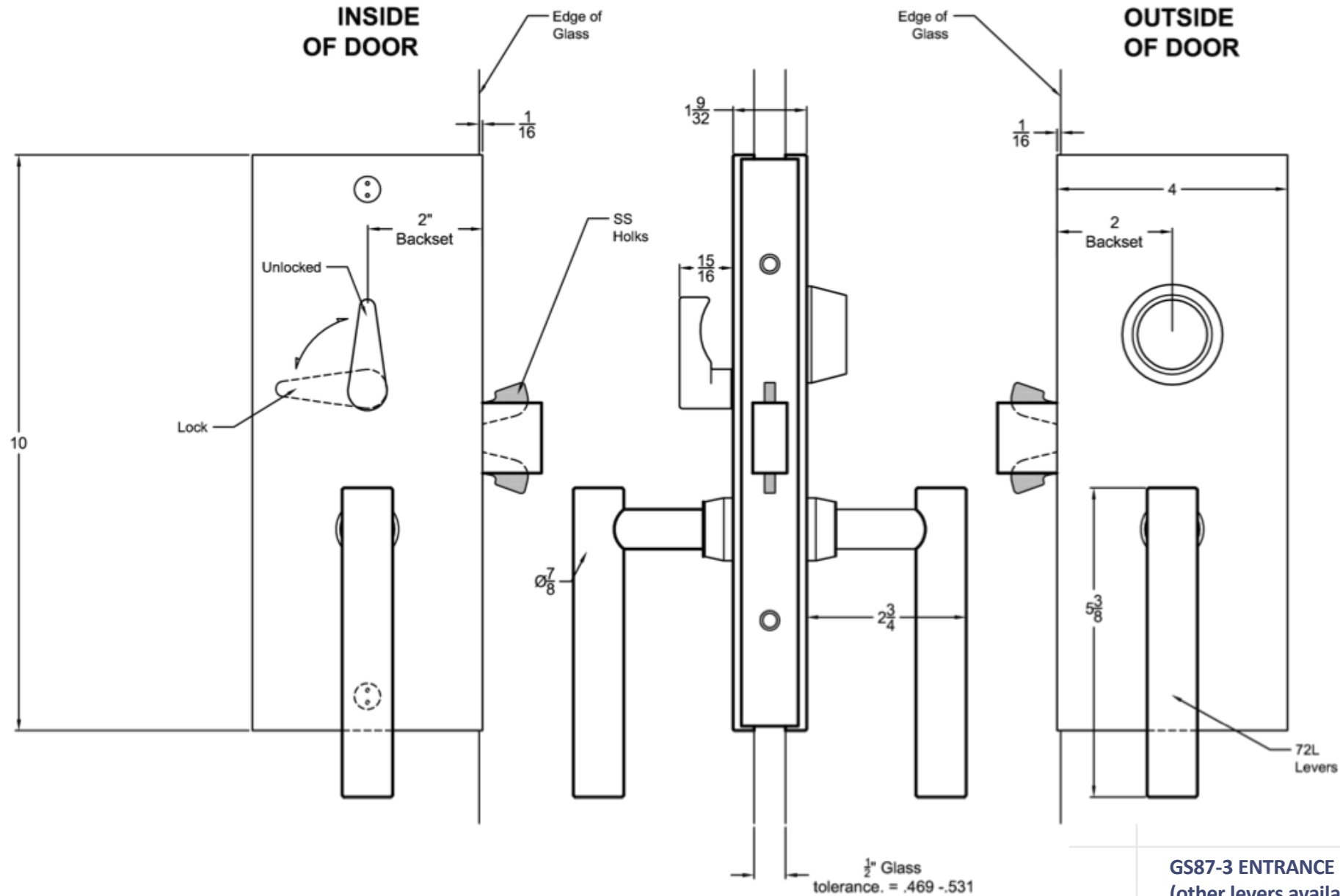


1/2" Glass tolerance. = .469 - .531



GO8756 ENTRANCE FUNCTION WITH 72L LEVERS (other levers available)

GS87 Glass Patch for Sliding Doors

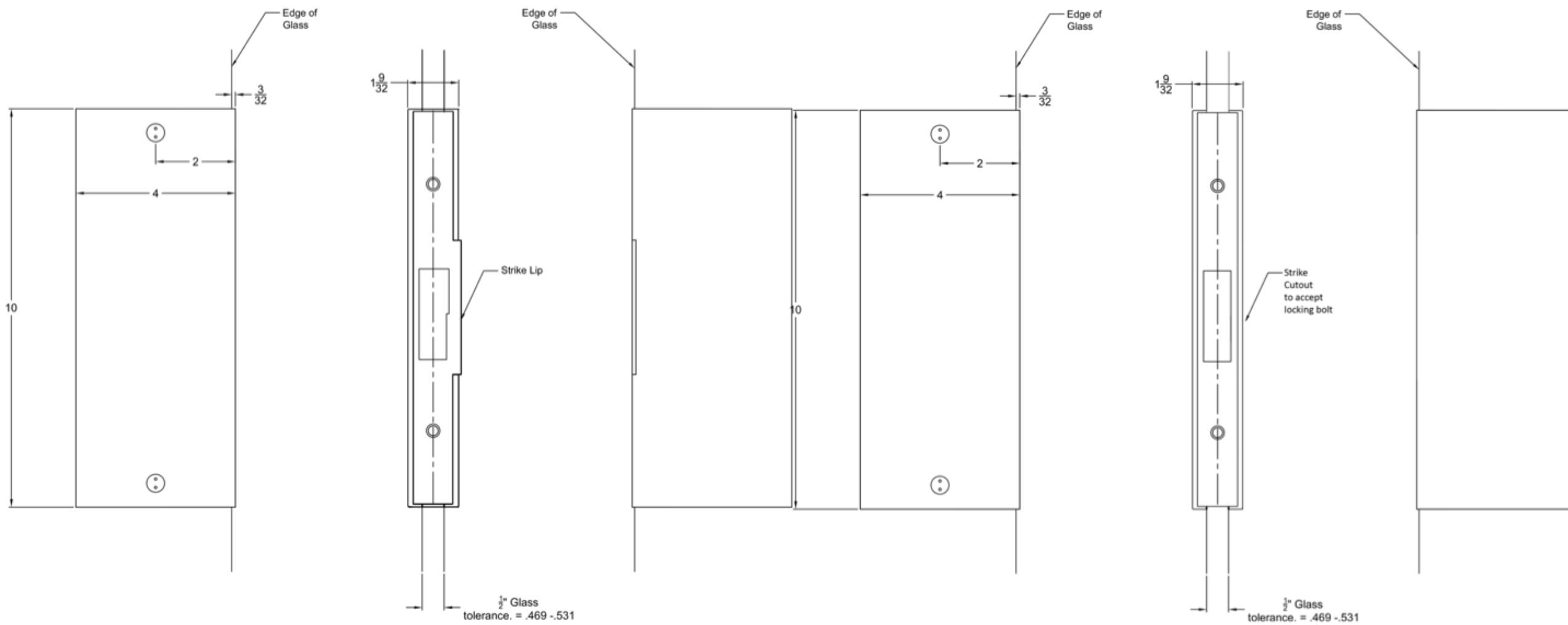


GS87-3 ENTRANCE FUNCTION WITH 72L LEVERS
(other levers available)

GPS + GSPS Strikes

GPS FOR SWINGING DOORS

GSPS FOR SLIDING DOORS



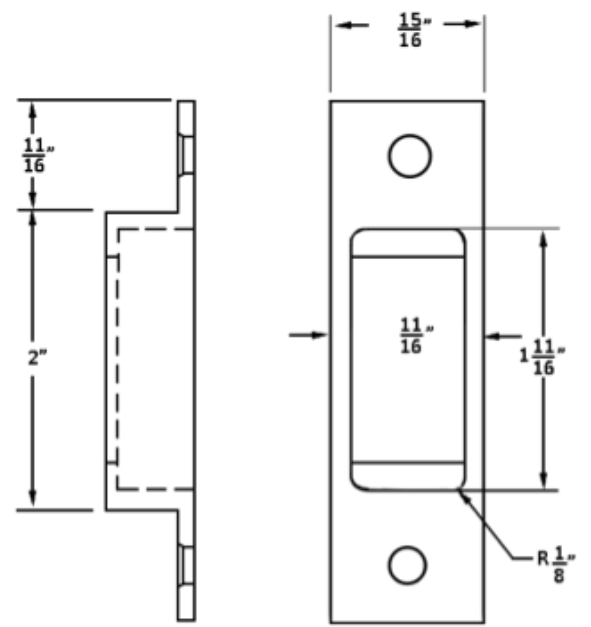
Can be furnished with dummy levers for double door applications.
 Standard strike available at no extra cost for framed applications. Specify SD Strike.

DWSTK + DWSTK-DP Drywall Strikes

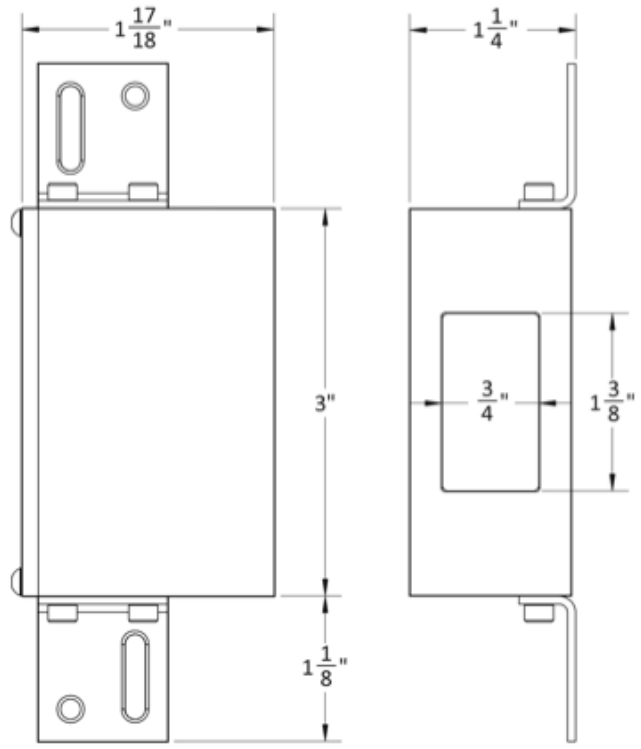
FOR GS87 SERIES



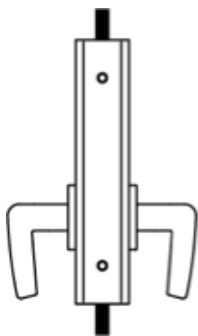
DWSTK DRY WALL STRIKE



DWSTK-DP DUST PROOF DRY WALL STRIKE

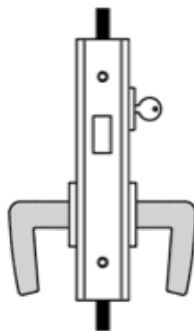


G87 Glass Patch for Swinging Doors: Functions



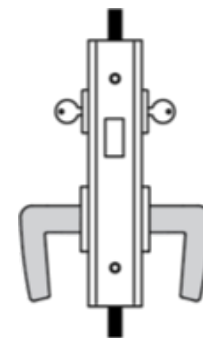
**G8700ADL
ACTIVE DUMMY LOCK**

Active handles inside and out.



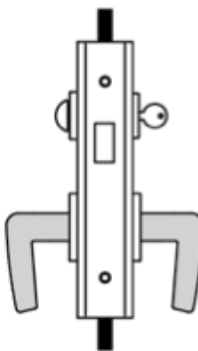
**G8701
DEADLOCK**

Deadbolt by key outside, no inside operation.



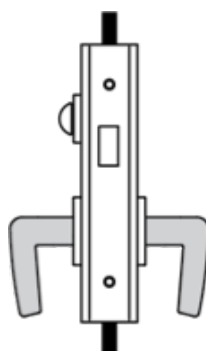
**G8702
DEADLOCK**

Deadbolt by key either side.



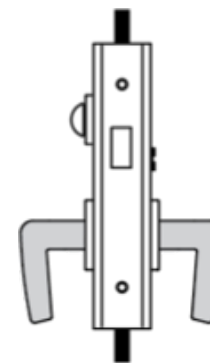
**G8703
DEADLOCK**

Deadbolt by key outside, thumbturn inside.



**G8704
DEADLOCK**

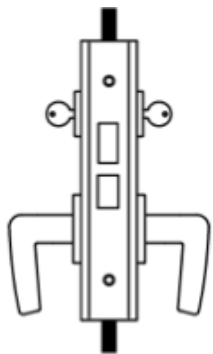
Deadbolt by thumbturn inside only.



**G8705
DEADLOCK**

Deadbolt by emergency release outside, thumbturn inside.

G87 Glass Patch for Swinging Doors: Functions

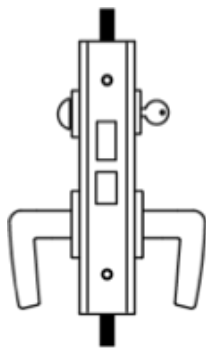


G8722 STORE DOOR

Latch bolt by lever either side.

Deadbolt by key either side.

No emergency egress.

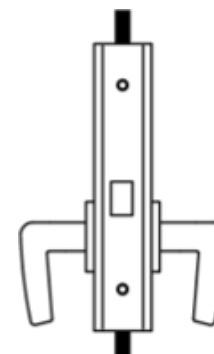


G8724 DORMITORY

Latch bolt by lever either side.

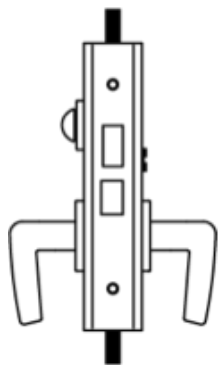
Deadbolt by key outside, thumbturn inside.

A turn of the inside lever retracts latch and deadbolt simultaneously, automatically unlocking outside lever.



G8725 PASSAGE

Latch bolt by lever either side.

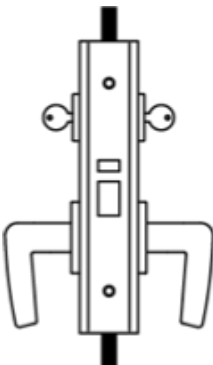


G8739 PRIVACY

Latch bolt by lever either side.

Deadbolt by thumbturn and optional emergency coin turn outside.

A turn of inside lever retracts latch and deadbolt simultaneously.

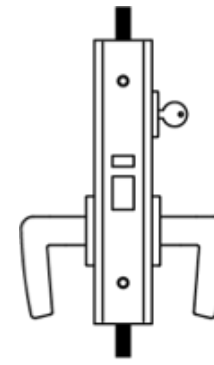


G8742 ENTRANCE

Latch bolt by lever either side unless outside lever is locked by Master Key from inside.

When outside lever is locked, latch bolt by key outside and lever inside.

Auxiliary latch deadlocks latch bolt.

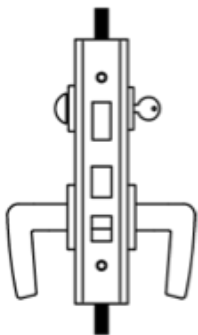


G8745 CLASSROOM

Latch bolt by key outside and lever either side unless outside lever is locked by key.

Auxiliary latch deadlocks latch bolt.

G87 Glass Patch for Swinging Doors: Functions



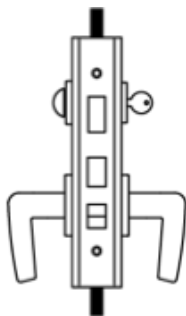
G8748 **ENTRANCE**

Latch bolt by key outside and lever either side unless outside lever is locked by toggle action stop.

Deadbolt by key outside and turn piece inside.

Turning inside lever retracts latch and deadbolt simultaneously.

Outside lever remains locked until manually unlocked by toggle.



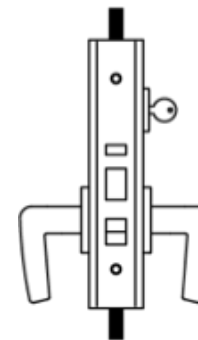
G8749 **ENTRANCE**

Latch bolt by key outside and lever either side unless outside lever is locked by toggle action stop.

Deadbolt by key outside and turn piece inside.

Turning inside lever retracts latch and deadbolt simultaneously.

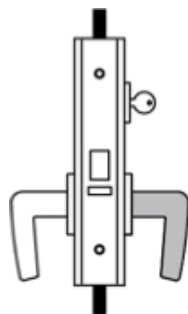
Outside lever remains unlocked until manually locked by toggle or projection of deadbolt.



G8756 **ENTRANCE OR OFFICE**

Latch bolt by key outside and lever either side unless outside lever is locked by toggle-action stop.

Auxiliary latch deadlocks latch bolt.



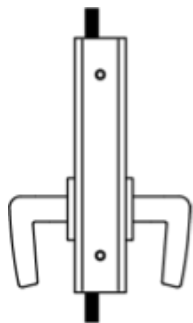
G8759 **STOREROOM**

Latch by lever inside and key outside.

Outside lever always rigid.

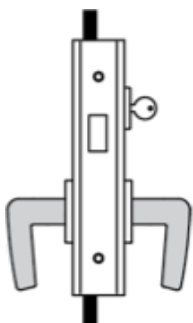
Auxiliary latch deadlocks latch bolt.

GO87 Glass Patch for Offset Swinging Doors: Functions



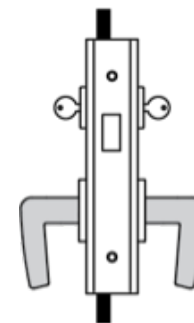
**GO8700ADL
ACTIVE DUMMY LOCK**

Active handles inside and out.



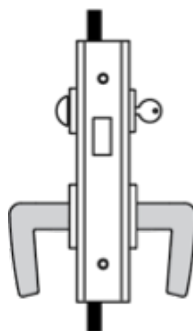
**GO8701
DEADLOCK**

Deadbolt by key outside, no inside operation.



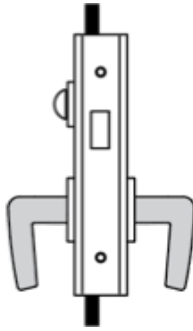
**GO8702
DEADLOCK**

Deadbolt by key either side.



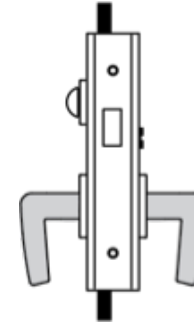
**GO8703
DEADLOCK**

Deadbolt by key outside, thumbturn inside.



**GO8704
DEADLOCK**

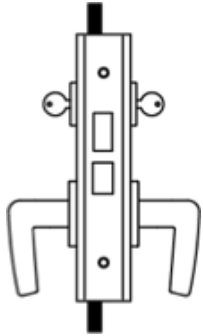
Deadbolt by thumbturn inside only.



**GO8705
DEADLOCK**

Deadbolt by emergency release outside, thumbturn inside.

GO87 Glass Patch for Offset Swinging Doors: Functions

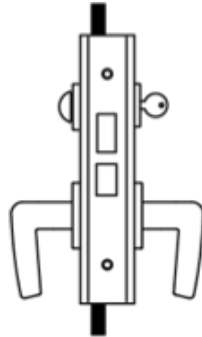


GO8722 STORE DOOR

Latch bolt by lever either side.

Deadbolt by key either side.

No emergency egress.

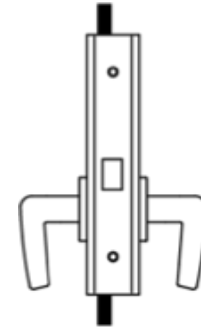


GO8724 DORMITORY

Latch bolt by lever either side.

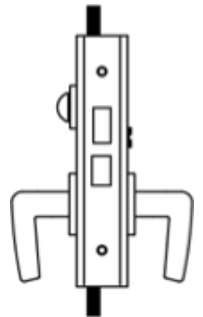
Deadbolt by key outside, thumbturn inside.

A turn of the inside lever retracts latch and deadbolt simultaneously, automatically unlocking outside lever.



GO8725 PASSAGE

Latch bolt by lever either side.

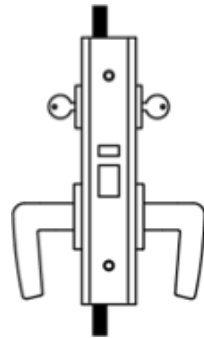


GO8739 PRIVACY

Latch bolt by lever either side.

Deadbolt by thumbturn and optional emergency coin turn outside.

A turn of inside lever retracts latch and deadbolt simultaneously.

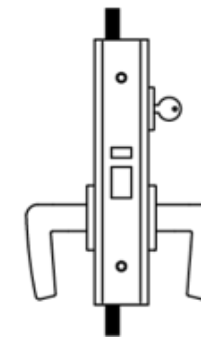


GO8742 ENTRANCE

Latch bolt by lever either side unless outside lever is locked by Master Key from inside.

When outside lever is locked, latch bolt by key outside and lever inside.

Auxiliary latch deadlocks latch bolt.

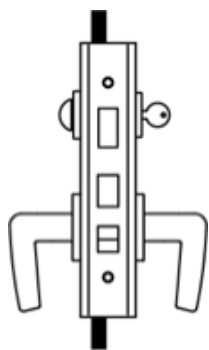


GO8745 CLASSROOM

Latch bolt by key outside and lever either side unless outside lever is locked by key.

Auxiliary latch deadlocks latch bolt.

GO87 Glass Patch for Offset Swinging Doors: Functions



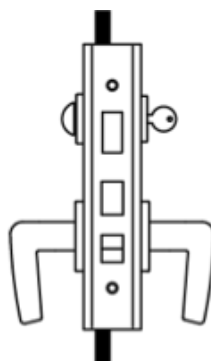
GO8748 ENTRANCE

Latch bolt by key outside and lever either side unless outside lever is locked by toggle action stop.

Deadbolt by key outside and turn piece inside.

Turning inside lever retracts latch and deadbolt simultaneously.

Outside lever remains locked until manually unlocked by toggle.



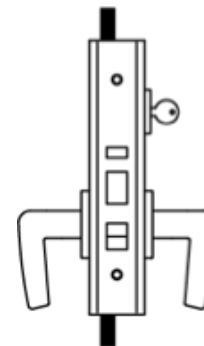
GO8749 ENTRANCE

Latch bolt by key outside and lever either side unless outside lever is locked by toggle action stop.

Deadbolt by key outside and turn piece inside.

Turning inside lever retracts latch and deadbolt simultaneously.

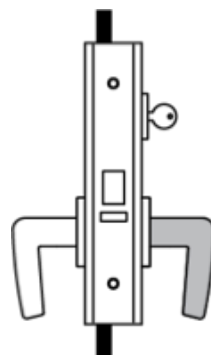
Outside lever remains unlocked until manually locked by toggle or projection of deadbolt.



GO8756 ENTRANCE OR OFFICE

Latch bolt by key outside and lever either side unless outside lever is locked by toggle-action stop.

Auxiliary latch deadlocks latch bolt.



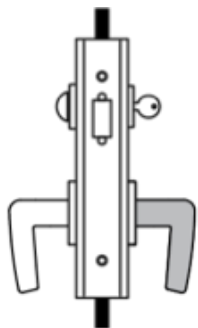
GO8759 STOREROOM

Latch by lever inside and key outside.

Outside lever always rigid.

Auxiliary latch deadlocks latch bolt.

GS87 Glass Patch for Sliding Doors: Functions

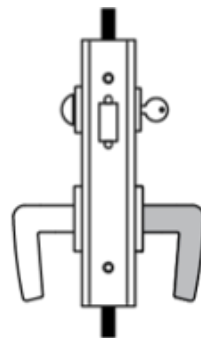


GS87-3 ENTRY

Sliding door lock with emergency egress.

Inside lever retracts deadbolt.

Deadbolt by key outside or turn piece inside.

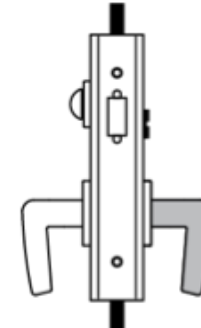


GS87-3ST CLASSROOM DEADLOCK

Sliding door lock with emergency egress.

Inside lever retracts deadbolt.

Deadbolt by key outside.

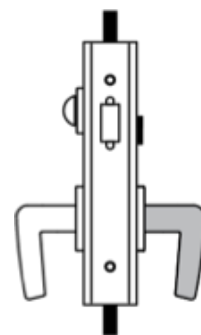


GS87-5 PRIVACY

Sliding door lock with emergency egress.

Inside lever retracts deadbolt.

Deadbolt by emergency release outside, turn piece inside.



GS87-5i PRIVACY WITH INDICATOR

Sliding door with emergency egress.

Inside lever retracts deadbolt.

Deadbolt by emergency release outside, turn piece inside.

Accurate Lever Trim Options

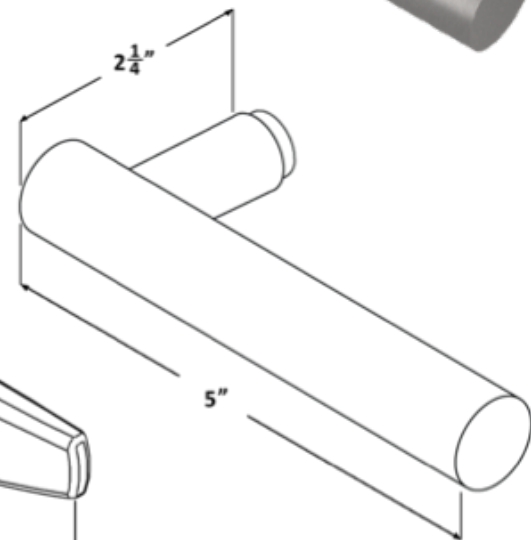
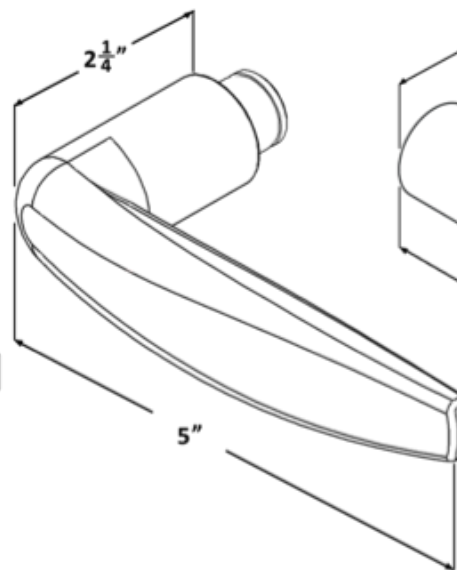
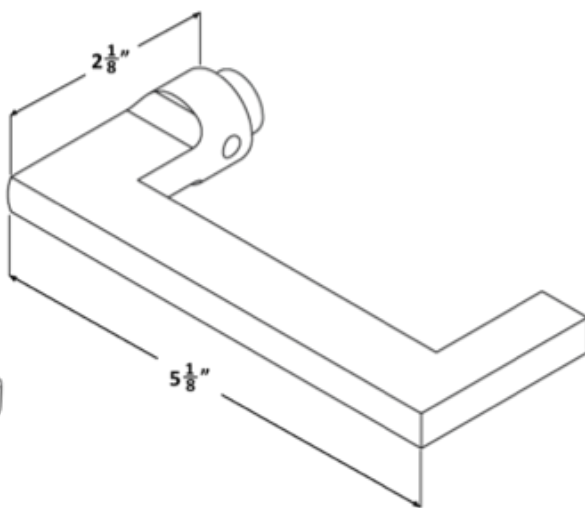
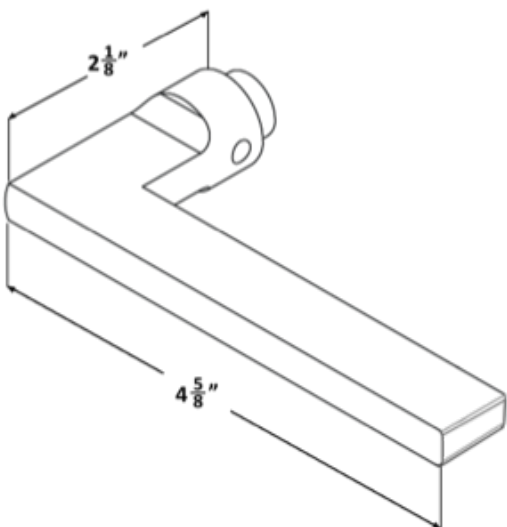
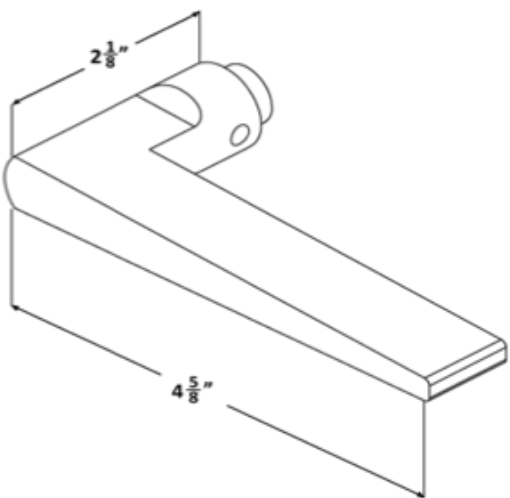


18L LEVER

19L LEVER

20L LEVER

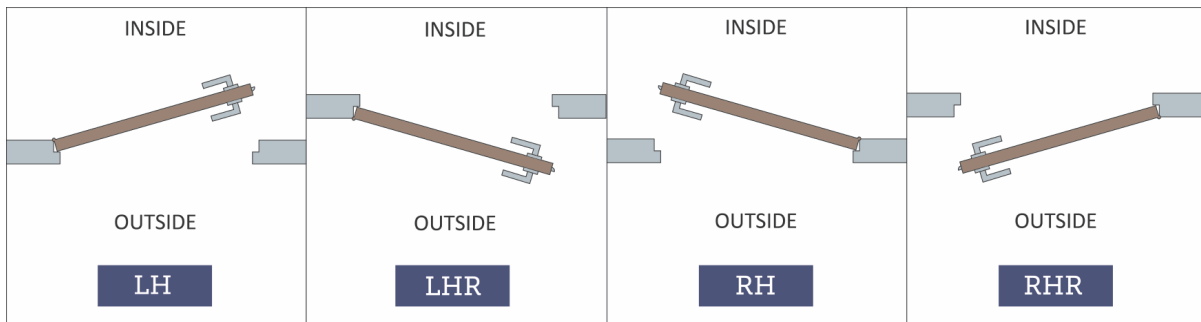
29L LEVER

72L LEVER



HOW TO SPECIFY

G87 + GO87 HANDING



GS87 HANDING



FINISHES

GROUP 1: US26D, ESN

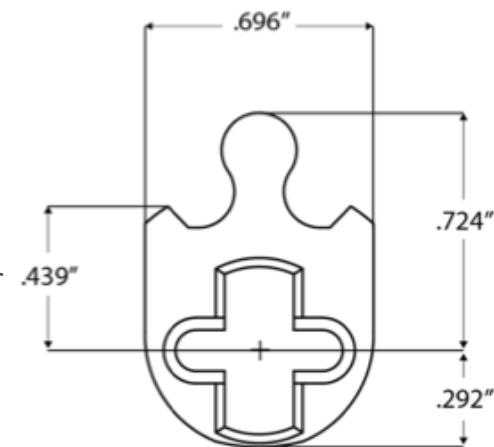
GROUP 2: US4, US10B, US26

Other finishes available, please [contact us](#) for assistance.

CYLINDERS & KEYING

Glass Patch Locksets accept any standard American mortise cylinder. For details on required cams and compatibility with other manufacturers' cylinders, please visit:

[Accurate Support](#)



HOW TO SPECIFY

FUNCTION.**BACKSET**.**TRIM**.**FINISH**.**HAND**.**DOORTHICKNESS**.**STRIKE**

Functions

See available functions (pg. 9-15)

Backset
Standard 2"
Backset

Trim
Accurate Lever
Trim Included

Finishes
See available
finishes pg.17

Door Thickness
Standard $\frac{3}{8}$ " or $\frac{1}{2}$ " tempered glass.
Other door thicknesses available upon
request.

GPS/GSPS Strike

Specify for frameless and glass wall applications.

DWSTK

Drywall Strike for GS87 for doors without framing. Please specify drywall thickness.

DWSTK-DP

Dust Proof Drywall Strike for GS87 for doors without framing. Please specify drywall thickness.

SD Strike

Available for framed applications. No added cost.

EXAMPLES

Accurate G87 Swinging Doors | Glass Wall

E.g. G8724.2.72L.ESN.RH.1/2.GPS

Accurate G087 Swinging Doors | Aluminum Frame (4-7/8" Strike)

E.g. GO8756.2.18L.US10B.LH.1/2.SD

Accurate GS87 | Door Locking Into Drywall

E.g. GS87.2.19L.US4.RH.1/2.DWSTK (1/2" thick)

CUSTOM OPTIONS AVAILABLE

- Set up for levers by other manufacturers
- Other backsets, door thicknesses, and custom anodized aluminum finishes/colors
- G91 Series with 2.5" backset
- Access control applications
- Self-Latching Functionality (GSL9100)



Also Available:

G17 + GO17 Series Small Body Glass Patch Lock Sets

G-CYL Series Glass Patch for Cylindrical Locks

G-ML Series Glass Patch for Mortise Locks

Please contact us for more information.

**ACCURATE LOCK & HARDWARE
MANUFACTURERS OF LOCKS AND
CUSTOM ARCHITECTURAL HARDWARE**

1 Annie Place | Stamford, CT 06902

P: 203.348.8865

F: 203.348.5234

E: sales@accuratelockandhardware.com

www.accuratelockandhardware.com



**AMERICAN CRAFTED
— SINCE 1972 —**